

CW-NZ-0113

2.4G FPC Antenna

Key Features

Frequency:2.4-2.5G

I-PEX Connector

1.13 Cable

Dimensions 40*6*0.1mm



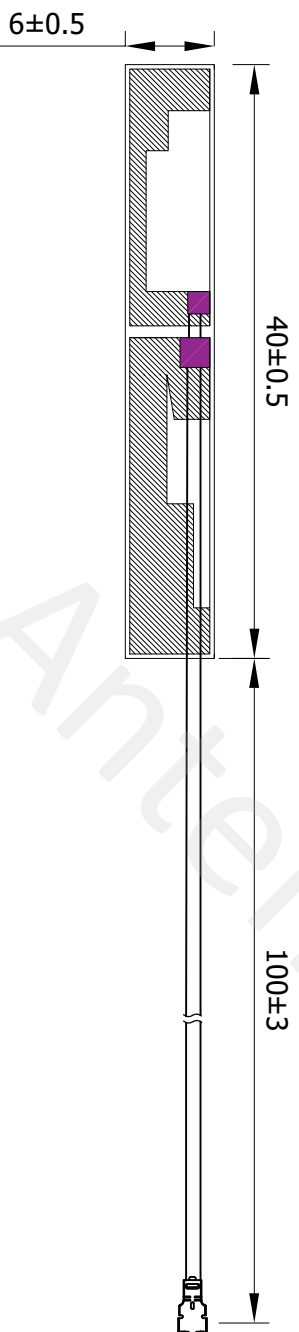
1. Antenna Electrical Characteristics

Band (MHz)	
Frequency (MHz)	2.4-2.5G
VSWR	≤2.5
Efficiency (%)	62.32%
Peak Gain (dBi)	2.77
Impedance (Ohm)	50
Polarisation	Vertical
Max. Input Power (W)	10
Connector Type	I-PEX

2. Material and environmental characteristics

External structure	N/A
Inner structure	Connector/Cable/FPC
Cable Type	RF1.13
Connector Type	I-PEX
Dimensions (mm)	40*6*0.1MM
Antenna color	Black
Operation Temperature	-40 to +80
Storage Temperature	-40 to +80
Antenna Storage life(year)	10
Substance Compliance	ROHS

REV	Date	Description
X1	2022/08/03	New issue



Specification(Free Test):
 Frequency Range: 2.4-2.5G
 Impedance: 50Ω
 V.S.W.R: ≤ 2.5
 100% Continuity,short and open circuit test
 Materials,parts and process must by environmentally (ROHS)

3	FPC	40*6*0.1MM Black	1	
2	Cable	Ø1.13MM black double tin wire	1	
1	Connector	Ø1.13 I-PEX I	1	
NO	Name	Description	QTY	Remark
XX: ±5.0	Approved	Customer		
X: ±3.0	Checked	Part NO.		
.X ±1.0		Part name	FPC Antenna	
XX ±0.2	Drawing	CW P/NO.	CW-NZ-0113	
XXX ±0.1		REV	Unit	File
⊙		X1	m/m	Sheet: 1/1

Cowin Antenna



4. Antenna test parameters


Antenna Measurement Conditions:

Mounted on Ground Plane of 280 x 80 mm

Measured in Certified 3D Anechoic Chamber

The network analyzer is Agilent 5071c

The comprehensive tester is Agilent cmv500

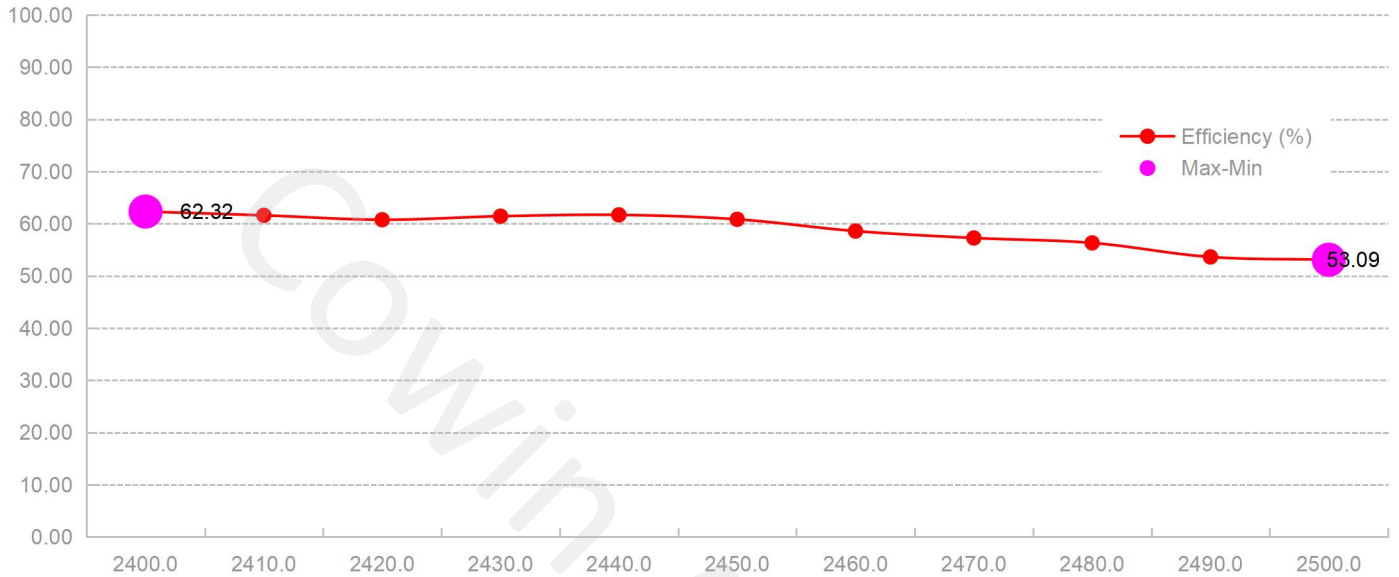


4.1 VSWR

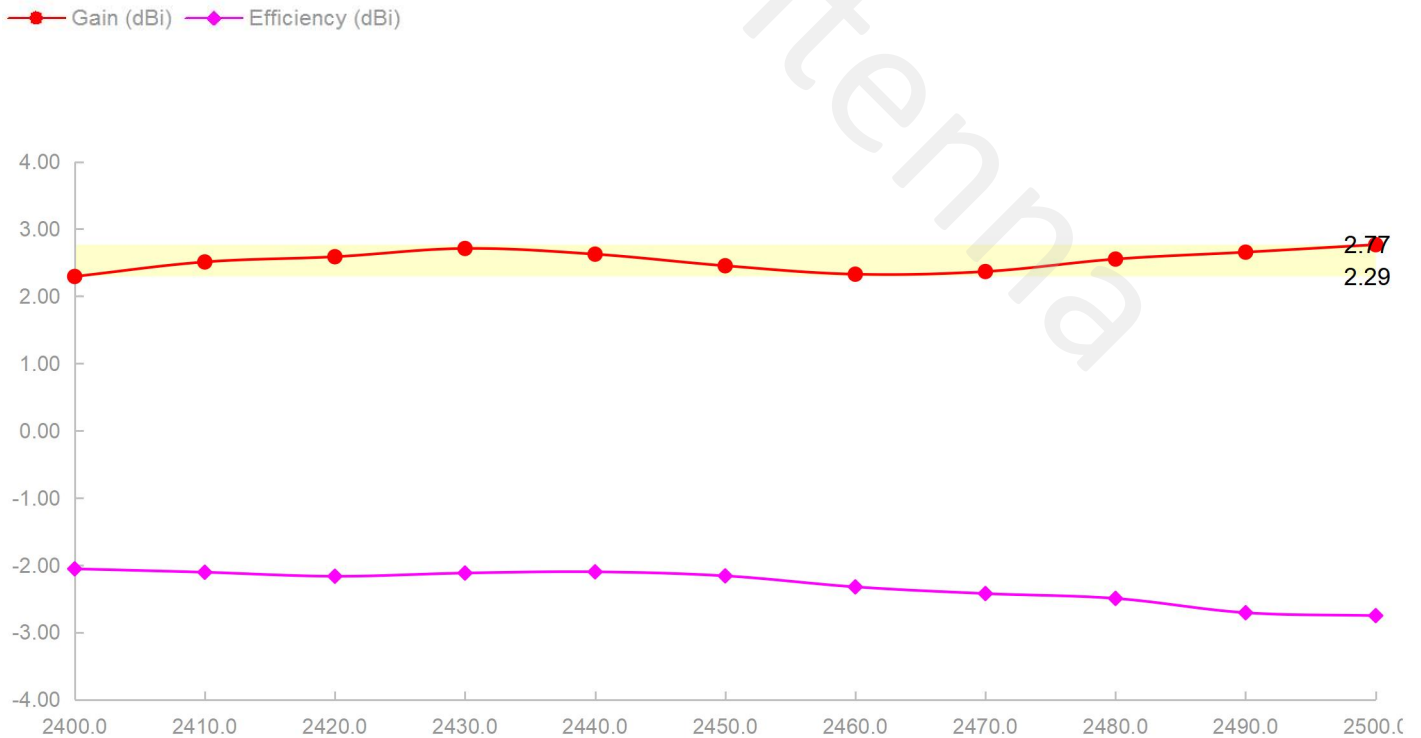


8/2/2022, 9:38 PM

4.2 Efficiency

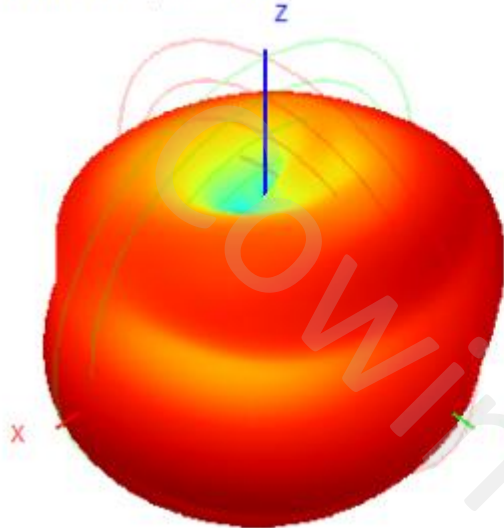


4.3 Peak gain


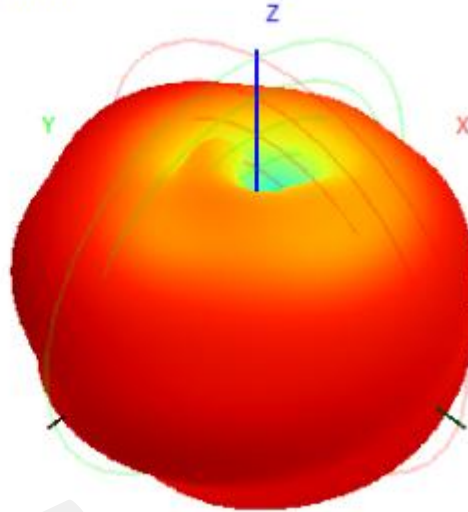


4.4 3D&2D Radiation Patterns

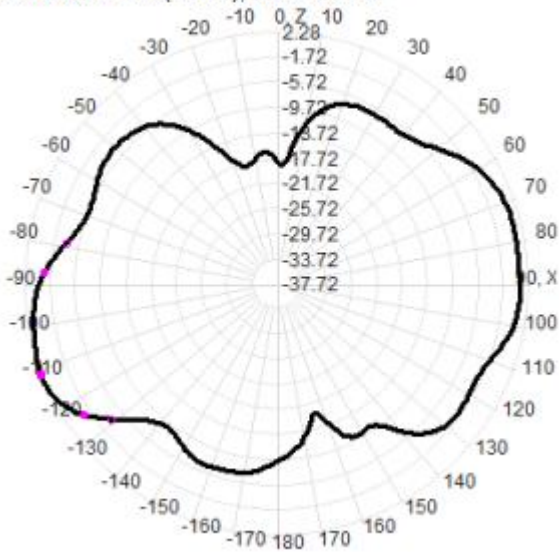
2400.0MHz H+V, Eff: 62.3%



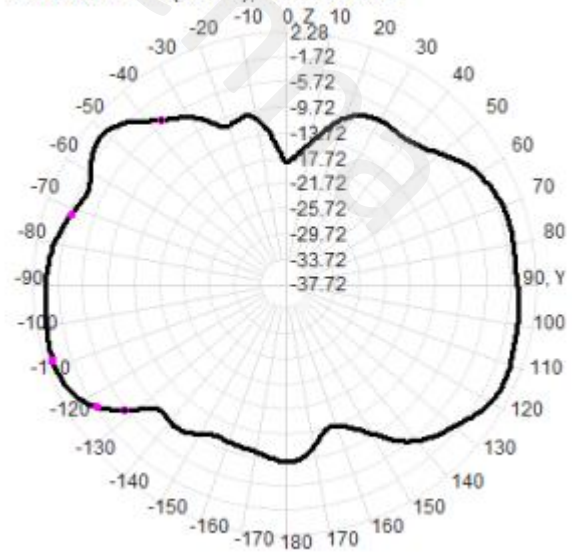
Back View



2400.0MHz Total(E1-XZ), Max= 2.28dBi

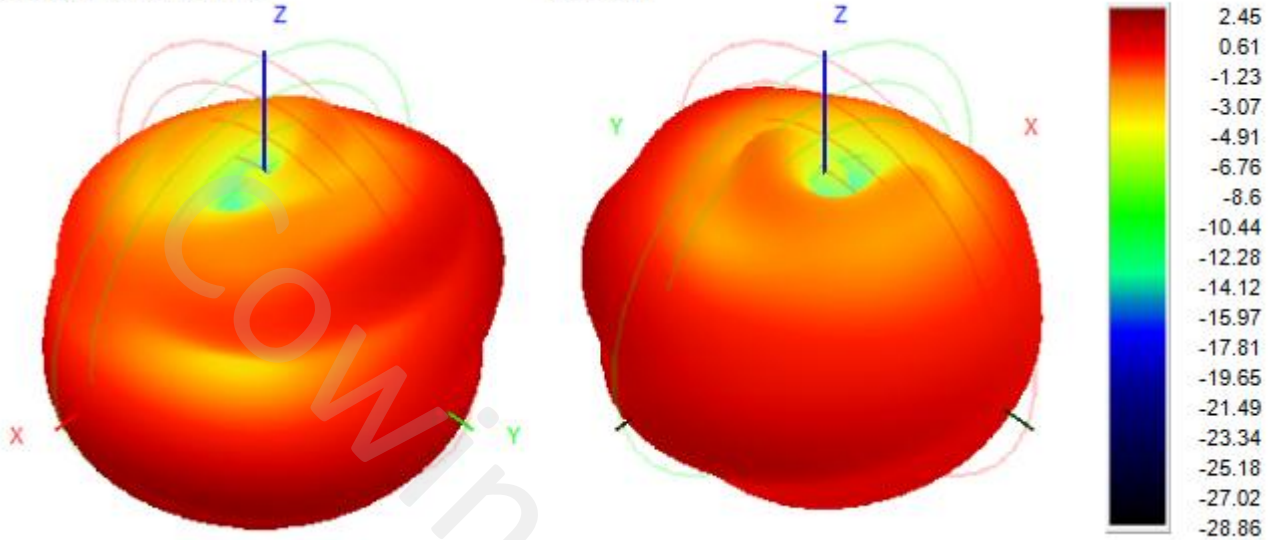


2400.0MHz Total(E2-YZ), Max= 0.98dBi



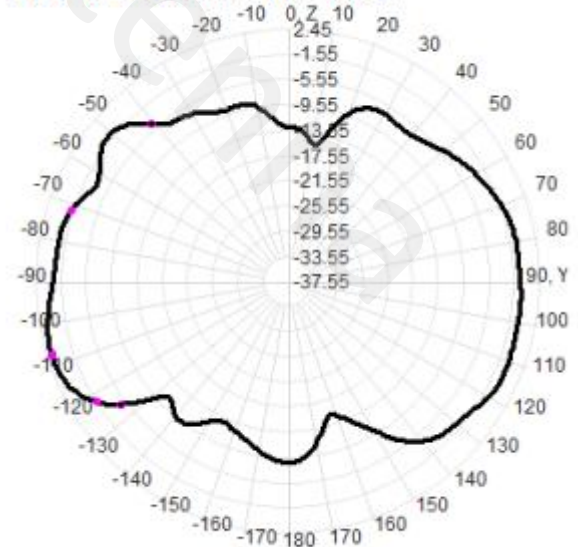
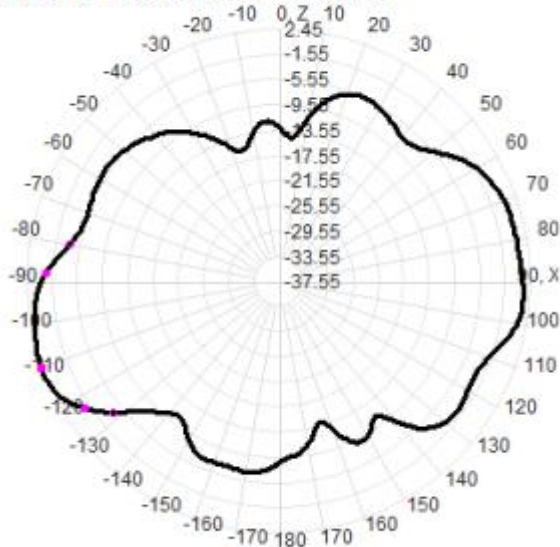
2450.0MHz H+V, Eff: 60.8%

Back View

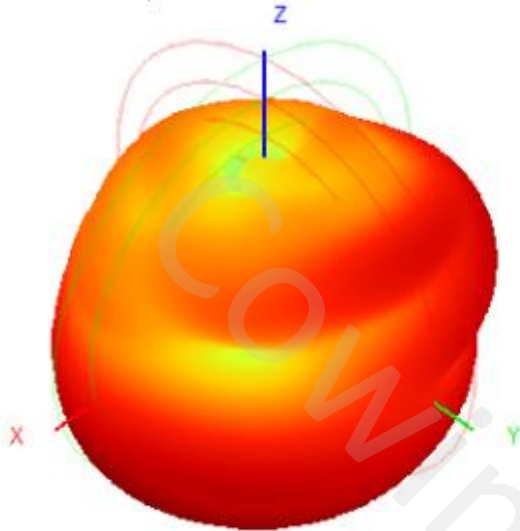


2450.0MHz Total(E1-XZ), Max= 2.45dBi

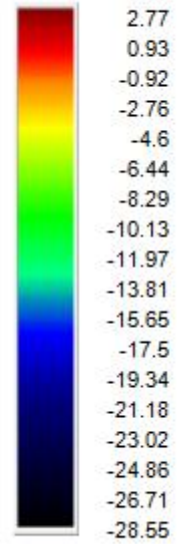
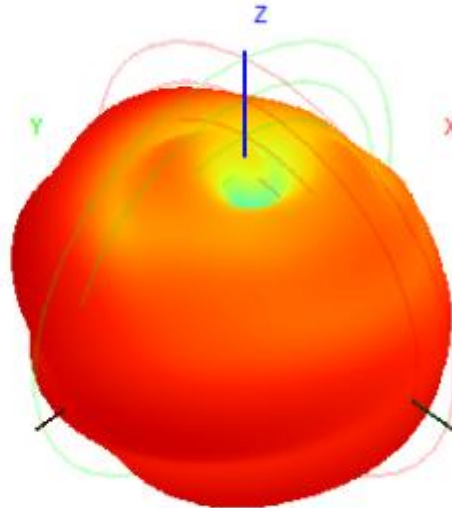
2450.0MHz Total(E2-YZ), Max= 1.64dBi



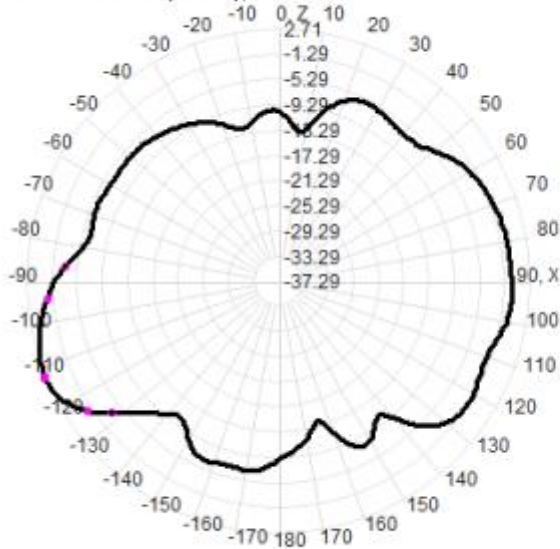
2500.0MHz H+V, Eff: 53.1%



Back View



2500.0MHz Total(E1-XZ), Max= 2.71dBi



2500.0MHz Total(E2-YZ), Max= 1.35dBi

